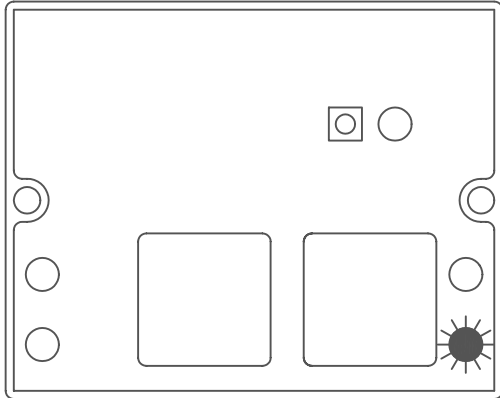
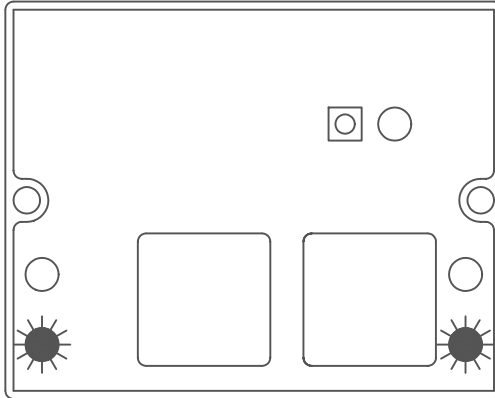


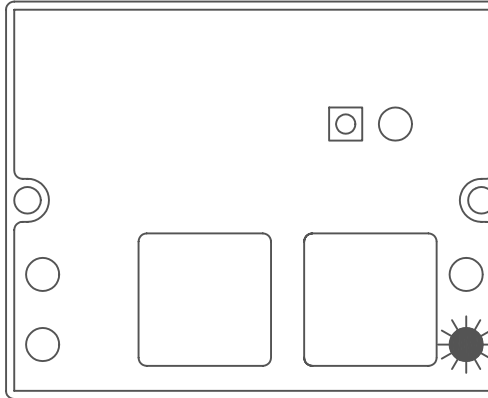
"Quick-Check" PC Board Troubleshooting Guide



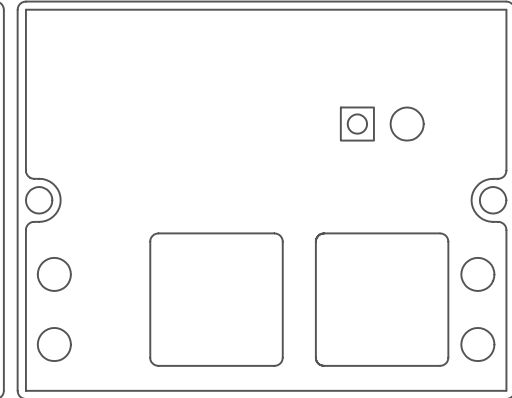
Door switch pressed to OPEN door. Green LED illuminates.



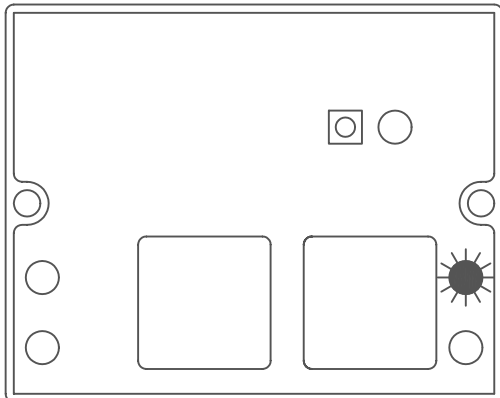
Door switch pressed to OPEN door. Green LED illuminates.
Door OPEN relay energizes and second green LED illuminates.



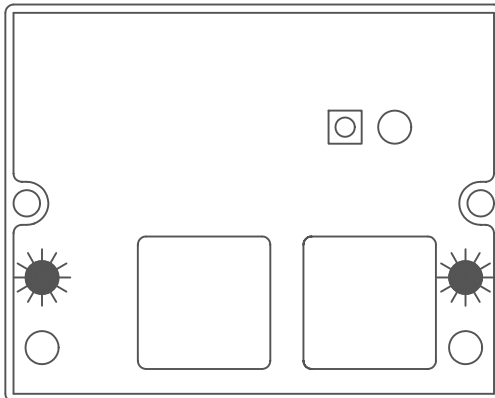
Door switch pressed to OPEN door. Green LED illuminates.
Door has reached the OPEN position and the door OPEN relay has been de-energized.



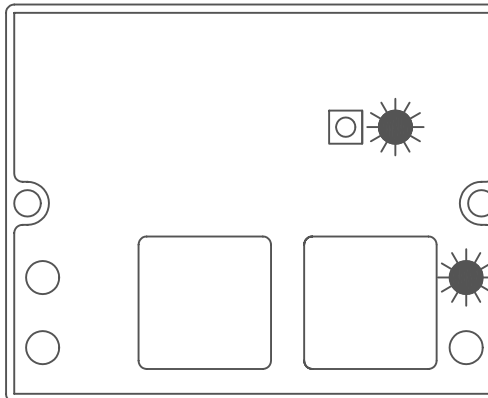
Door is OPEN, driver's door control switch has been returned to the neutral position.
No LEDs are illuminated.



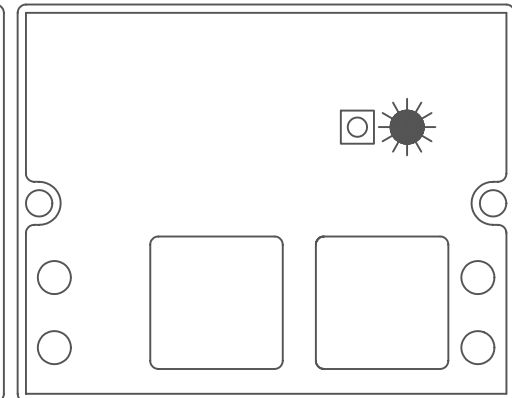
Door switch pressed to CLOSE door. Amber LED illuminates.



Door switch pressed to CLOSE door. Amber LED illuminates.
Door CLOSED relay energizes and the second amber LED illuminates.



Door switch pressed to CLOSE door. Amber LED illuminates.
Door has reached the CLOSED position and the CLOSED relay has been de-energized by the current sensing system.



Door is closed, driver's door control switch has been returned to neutral position.
Red LED remains illuminated until power is removed from the door system.